



Product overview

ADGT is a loss prevention system based on RFID UHF. It comprises a pedestal with two antennas, an embedded reader, controller and alarm combining EAS and RFID functions in one system.

ADGT detects the tagged items that pass between the pedestals, verifies if those items have been paid, and triggers an acoustic and/or visual alarm if any item has not been paid.

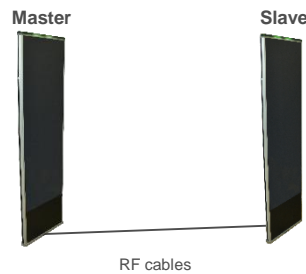
ADGT can use **four configurations** for checking if a tagged item has been paid:

- Checks the EAS bit of NXP chips
- Checks if the EPC code includes a pre-defined pattern that signals that the product has or not been paid
- Checks against the POS database if the product has been paid
- Checks bulk theft: trigger an alarm if a certain number of tags belonging to the same category are read in a certain time period (e.g. a few seconds).

ADGT comprises a master unit and a slave unit:

- The **master unit** has an integrated reader, a controller, an alarm, a visual alarm indicator and two directive antennas.
- The **slave unit** comprises two directive antennas.

As shown in the following illustration, one slave unit can be connected to one master unit.



Benefits:

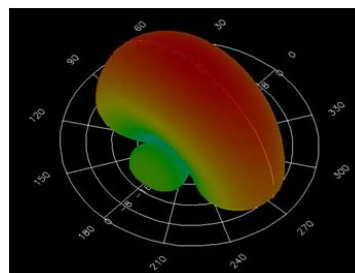
- Shrinkage reduction
- Combination of loss-prevention and product identification in one system
- The pedestals can be separated up to 4 meters
- Provides data to detect which product suffer more theft attempts
- Very quick detection
- Continuous detection field
- Plug and play installation

ADGT works with any hard and soft Gen2 RFID UHF tags.

ADGT includes **configurable parameters** for minimizing false alarms

Radiation pattern

To minimize the detection of products inside the store, ADGT has a radiation diagram wide in one direction and narrow in the other (perpendicular) direction



Applications:

- Loss prevention at retail stores
- Loss prevention at warehouses
- Product tracking at backdoors, entrances, corridors, etc.

ADGT™ RFID pedestal



Specifications

Operating Frequency EU Version	865-868 MHz
Operating Frequency US Version	902- 928 MHz
Detection distance	2 m (recommended)
Alarm Light	Light Emitting Diode (LED)
Alarm Audio	Signal Buzzer
Radiation angle	Fan shape 40° / 90° -15 dB sidelobes
Alarm function Preset	System gives audio alarm and light by detection of NXP EAS bit ON, or by a specific bit set in the EPC code (can be adjusted to different EAS data models)
Power supply	Power over Ethernet Optional: External power supply
Energy Consumption	6 W max., 1,5 W stand by, 0,5 W sleep modus, <5µA power down
Reader Power	max. 31,5 dBm
Radiated power	2 W ERP, 3.2 W EIRP
Anticollision	Yes
Interface	RS485, Ethernet
Transponder Protocol Standard	ISO 18000-6C EPC Class1 Gen2
Conformity	EN 50364, EN 301 489, EN 302 208 (LBT), EN 300 220
Temperature range	-20°C to +55°C
Dimensions	1550 mm x 460 mm x 55 mm
Weight	10,4 kg
Material Housing	Aluminum and plastic
Available colors	Black White
Human exposure	EN 50364
EMC	EN 301 489, EN 300 220
Air Interface (EU)	EN 302 208 v1.2 (DRM)

Benefits:

- Shrinkage reduction
- Combination of loss-prevention and product identification in one system
- The pedestals can be separated up to 4 meters
- Provides data to detect which product suffer more theft attempts
- Very quick detection
- Continuous detection field
- Plug and play installation


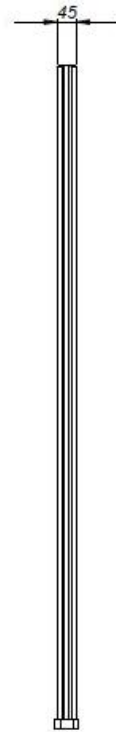
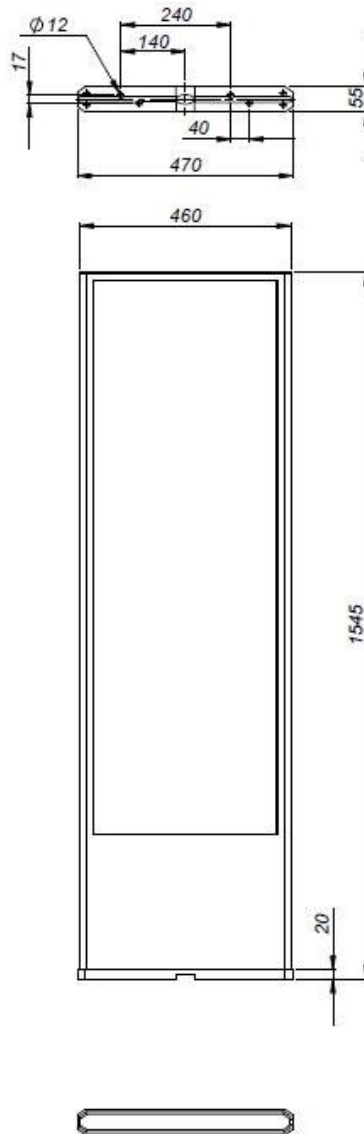
Applications:

- Loss prevention at retail stores
- Loss prevention at warehouses
- Product tracking at backdoors, entrances, corridors, etc.

ADGT™

RFID pedestal for loss prevention

Mechanical specifications



Benefits:

- Shrinkage reduction
- Combination of loss-prevention and product identification in one system
- The pedestals can be separated up to 4 meters
- Provides data to detect which product suffer more theft attempts
- Very quick detection
- Continuous detection field
- Plug and play installation

Applications:

- Loss prevention at retail stores
- Loss prevention at warehouses
- Product tracking at backdoors, entrances, corridors, etc.



Follow us on twitter: @stockareRFID



Product codes for ordering

ADGT	-	U	S	FF	-	aaa	-	CC	-	mmm	
											U = unit
		m									master
		s									slave
											S = side
			s								single sided
			d								dual sided
											FF = frequency band
				EU							ETSI
				US							FCC
											aaa = antenna code
						p13					Advantenna-p13
											CC = colour
								WH			white
								BK			black
											mmm = model
										100	model number

For example:

- **ADGT-msEU-p13-WH-100:**
 - ADGT
 - master
 - single sided
 - ETSI frequency band
 - p13 antenna
 - white colour
 - model 100

Stockare RFID Solutions S.L.

Tel: +34 634 416 953
 hello@stockare.com
 www.stockare.com

Information in this publication supersedes all earlier versions. Specifications subject to change without notice.